

PRESIDENT

P R E S I D E N T - S E R I E S



PRESIDENT

A space for those who treasure memories and reflect on the past.

PRESIDENT series is both classic and modern in design, creating a unique, premium space.



FEATURES & DESIGN

1. A thick desk surface and voluminous desk design for eye-catching impact.
3. Corners of desk are molded with wood to create a strong yet elegant look.

2. Mild gold colored aluminum horizontal lines on the front panel creates a sophisticated look.
4. Store frequently used goods in side desk's hanging drawers. Side cabinet can be added to create more storage space.

1. Edges of drawers are finished in aluminum to create a dynamic, vibrant look.
3. Golden-colored aluminum frames, frosted glass, mild wooden patterns combine to create an elegant space.

2. Top of desk workspace comes installed with a convenient power duct for cables and internet connection. Aluminum finish caps installed with cylinders allows it to open/close noiselessly.
4. Push-open type door comes in a simple design without handles. Press gently to open and close.



1



2



1



2



3



4



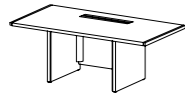
3



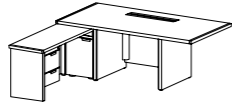
4

ITEM LIST

DESK



ZDU020
IO / SWM
W2000 • D1000 • H750
79" • 40" • 30"



ZDU320[L/R]
IO / SWM
W2000 • D2200 • H750
70" • 87" • 30"



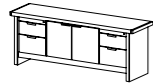
ZPU0302
IO / SWM
W410 • D720 • H570
17" • 29" • 23"



ZPU0303
IO / SWM
W410 • D720 • H570
17" • 29" • 23"

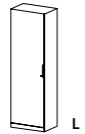
DRAWER PEDESTAL

CREDENZA

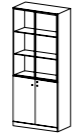


ZZU018
IO / SWM
W1820 • D500 • H700
72" • 20" • 28"

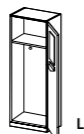
CABINET



ZCU065[L/R]
IO / SWM
W600 • D410 • H1890
24" • 17" • 75"



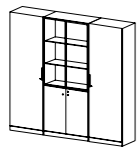
ZCU085
IO / SWM
W800 • D410 • H1890
32" • 17" • 75"



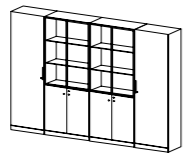
ZCU565[L/R]
IO / SWM
W600 • D410 • H1890
24" • 17" • 75"

WARDROBE

CABINET SET

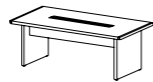


ZCU01[L/R]
IO / SWM
W2000 • D410 • H1890
79" • 17" • 75"



ZCU02[L/R]
IO / SWM
W2800 • D410 • H1890
111" • 17" • 75"

CONFERENCE TABLE



ZRU020A
W/ Wire duct
IO / SWM
W2000 • D1000 • H750
79" • 40" • 30"

ZRU020
W/O Wire duct
IO / SWM
W2000 • D1000 • H750
79" • 40" • 30"

LIGHT FOR HANGER




CA5002
XX
Ø320 • H1860
12 1/2" • 74"

- The color printed in this catalog may vary slightly from the actual product.
- The items shown in this catalog may change with ongoing product research and development.
- All the products in this catalog are manufactured by metric unit. The item specification can vary slightly, when converting from mm to inches.

Laminate



Imperial Oak



Slate Wood Matt



All locks are keyed alike.



The flexible key prevents accidental damage.



Using the SMOOVE mechanism, the door closes with ease.



PREMIER CLASS

